

# **Blackwell Art Docent Program 2018-2019**



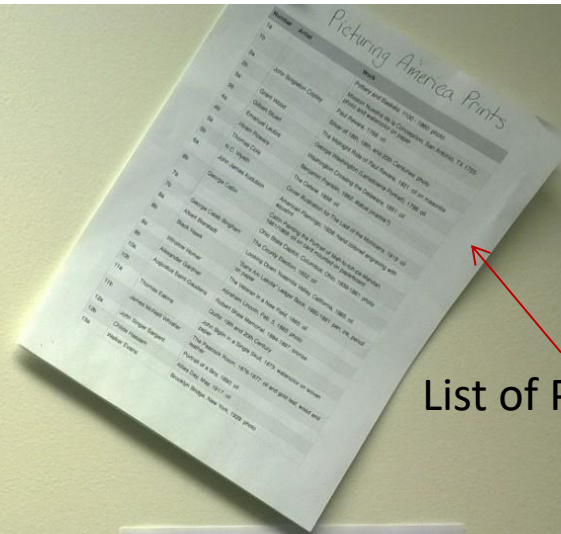

# Art at Blackwell

- Art Chair: Rebecca Lavier; Clay and Glass Chair: Erika Christensen
- Welcome new docents!
- Things to know:
  - Art supplies are located in B-wing work room
  - Glass and Clay supplies are located in PTSA storage room
  - Art Smart Curriculum and LWSD Art Docent Lessons
  - Hang art using clothes pins and string

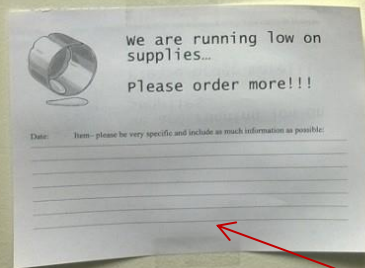


# Organization

Calendar



List of Prints



Low On/Short On...

Blackwell Elementary  
2016-2017  
Data Revised 6/9/2016

	Grade	K	1	2	3	4	5	465	533
<b>Teachers (Room)</b>									
Caldero, ADK - (1129)	K	30							
Vincillaro, ADK - (1151)	K	20							
Brown, ADK - (1150)	K	20							
Rademacher, ADK, (1139)	K	19						879	879
Gerrits (117)	1	23							
Haase (116)	1	23							
Neske (118)	1	21							
Nicholson (115)	1	23						189	189
Gordon (139)	2		23						
Hochmann (143)	2		23						
McPherron (137)	2		24					270	287
Glover (140)	3			24					
McCarthy (139)	3			24					
Steed (141)	3			25				373	388
Ashamy (211)	4				26				
Bertha (210)	4				25				
Moore (205)	4				25			476	497
Ellis (P3)	5					27			
Lepore (P1)	5					26			
Webble (P2)	5					25		578	593
Egawa - Quest (209)	2-3		9	7					16
Kelvey - Quest (208)	3-3		8	8					16
Chan - Quest (206)	4-5				10	8			18
Day - Quest (207)	4-5				11	7			18
Boys		30	41	32	41	47	46		274
Girls		40	44	33	43	50	47		259
Pull Out Quest			27	20	22	25			

Teacher/Class Size

# Planning Lessons

- Decide on a group coordinator
  - Set day/time art will be held (with teacher)
  - Set schedule for year (lesson/leader)
- Choose Lesson
  - LWSD curriculum, Art Smart curriculum, Internet Resources
  - Prints for Art Smart curriculum are in the workroom, can also use online resources
  - Create PowerPoint if you choose or use LWSD lessons
- Research the artist
- Practice the project
- Materials are located in B-Wing workroom
  - Prepare one week ahead
  - Put supplies in boxes on top of cabinets
- Arrive in classroom 15-30 minutes early to set-up
- Return all materials to workroom
  - Put them away neatly, for the next person to use
  - Keep workroom neat



# On the Schedule

- Art “shows” during music concerts for specific grades
- In House Training For Docents
  - Art lessons for docents
    - Glass and Clay (location/date/time TBD)
- LWSD Visual Arts Information Sessions
  - October 12, January 14, March 19, May 3
- Junior League of Seattle Northwest Art Project
  - Exhibit 2 - Stories in Art: Personal & Imaginative
    - Session Four: 3/8/2019 - 4/5/2019
    - Professional Development Workshop scheduled for Saturday, November 3rd from 9am - 3:30pm at Emily Dickinson School.

# **Schedule, continued...**

**New K-5 district visual arts curriculum for teachers  
called *Deep Space Sparkle: Art School for Kids***

- For the 2018-2019 school year, teachers will be using this program, which consists of six lessons per grade level.

# Other Topics

- Art Sharing space / Cleaning
  - Kiln room
    - Please keep all objects away from the sides of the kilns, they get VERY hot.
    - Remember to turn on both kiln fans, even if you are only firing one. Also turn on the overhead fan.
  - Art room
    - This is a small, shared space. We all need to do our part to keep the supplies in order. Please clean up after yourselves, and put supplies away when you are done with them.
    - Please thoroughly clean all brushes with warm water: use the **The Masters Brush Cleaner & Preserver**



# Elements of Art

## Line



Line is the path of a moving point. Lines define the edges of shapes and forms.

## Shape



Shape is an area enclosed by line. It is 2 dimensional and can be geometric or organic.

## Form



Forms are 3-Dimensional. They occupy space or give the illusion that they occupy the space.

## Color



Color is the most expressive element of art and is seen by the way light reflects off a surface.

## Value



Value is the lightness or darkness of a surface. It is often referred to when shading but value is also important in the study of color.

## Texture



Texture is the actual surface feel or the simulated appearance of roughness, smoothness & many others.

## Space



Space is the illusion of objects having depth on the 2-dimensional surface. Linear and aerial perspective are used.



# Thank you! How To Reach Us...

- Erika Christensen(Glass/Clay)
  - [revitalized@hotmail.com](mailto:revitalized@hotmail.com)
  - Text/Phone: 425-256-0211
- Rebecca Lavier (Docent Coordinator/Art Supplies Buyer)
  - [lavier.rebecca@gmail.com](mailto:lavier.rebecca@gmail.com)
  - Text/Phone: 541-429-0422